




LPRLY9004



# Lumi-Plugin<sup>®</sup> Relay

Relay that connects external systems to our alarms.




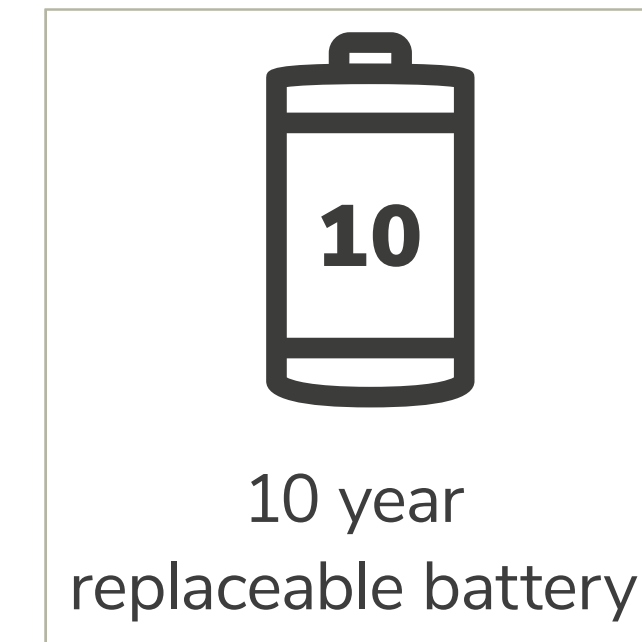
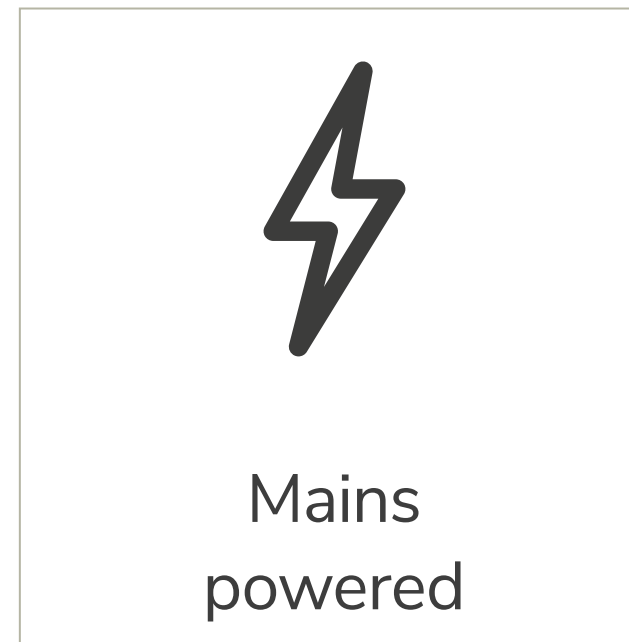
LUMI-PLUGIN<sup>®</sup>

Lumi-Plugin<sup>®</sup> Range.  
Lumi-Plugin<sup>®</sup> Relay Spec.  
Lumi-Plugin<sup>®</sup> Relay Features.


Powerful Relay connection

# Lumi-Plugin<sup>®</sup> Relay Features.

Lumi-Relay connects the Lumi-Smoke<sup>®</sup>, Lumi-Heat<sup>®</sup>, One-Smoke<sup>®</sup> and One-Heat<sup>®</sup> to external systems. From telecare, warden control call systems to sprinkler systems, fire panels, strobes, external sounders and more. A lifesaving powerful connection that is ready when needed the most.

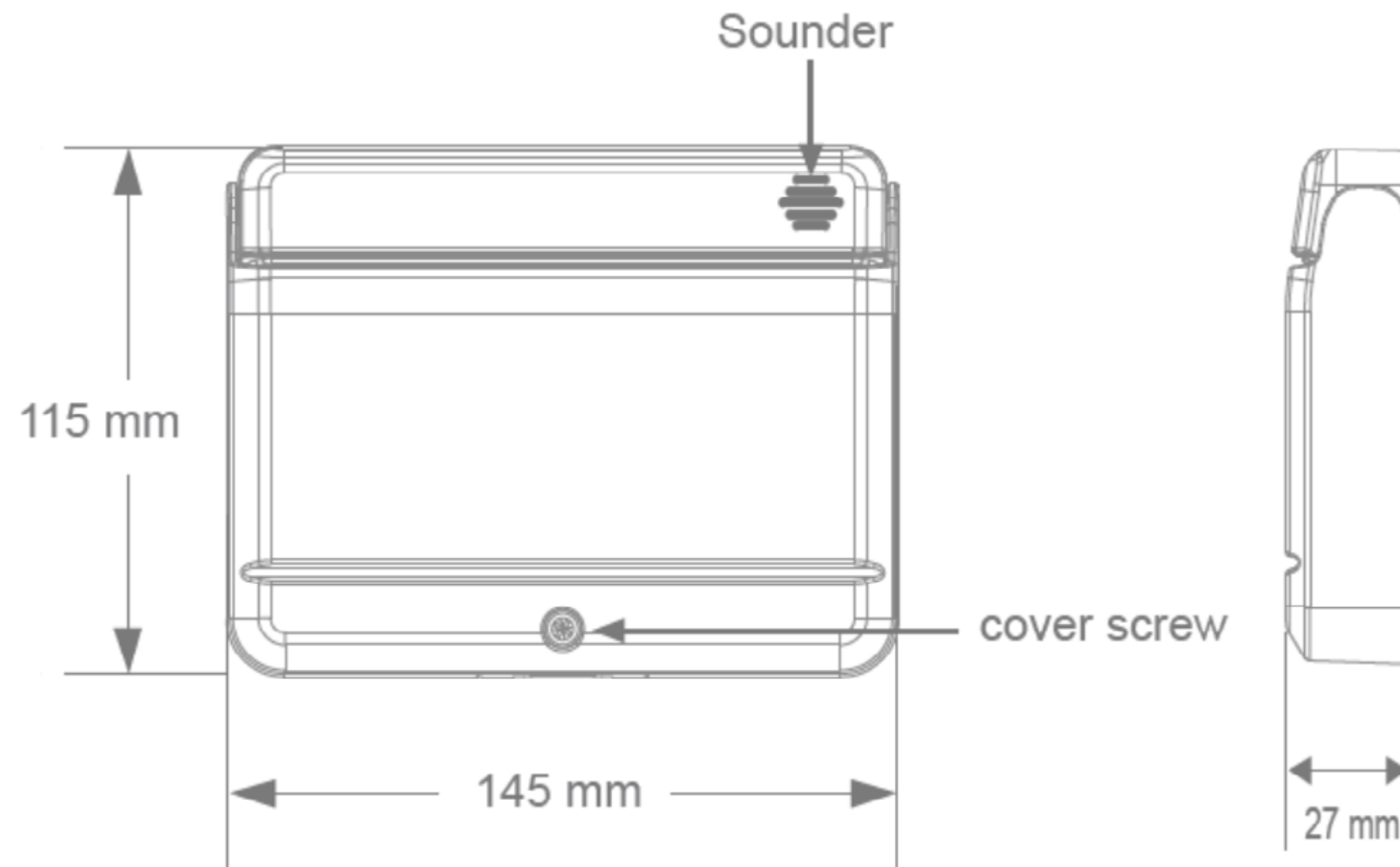


Find all the information you need to achieve streamlined results here. >



Powerful Relay connection


# Lumi-Plugin<sup>®</sup> Relay Spec.



<b>Voltage</b>	230V AC, 3.7W
<b>Battery type</b>	Replaceable CR2 battery
<b>Relay output</b>	Latched or pulsed (user selectable)
<b>Trigger inputs</b>	Volt-free: 3V DC output with return Voltage in: 3V - 30V
<b>Interconnection</b>	Up to 32 units
<b>Interlink frequency</b>	868 MHz
<b>Operating temperature</b>	0°C to 40°C
<b>Operating humidity</b>	0% to 90% RH non-condensing
<b>Product colour</b>	White

<b>Dimensions</b>	<b>Height</b>	115mm	<b>Width</b>	145mm
	<b>Depth</b>	27mm	<b>Weight</b>	250g

Find all the information you need to achieve streamlined results here. >



Reimagine lighting.

# Lumi-Plugin® Range.

View our range of interchangeable and easy-to-install plugins. >



Lumi-Plugin®  
Downlight



Lumi-Smoke®



Lumi-Heat®



Lumi-Sprinkler®



Lumi-Mist®



Lumi-Emergency®



Lumi-PIR®




One-Smoke®



One-Heat®



Lumi-Plugin®  
Relay



LUMI-PLUGIN®

+44 (0) 3303 801 329  
hello@lumi-plugin.com  
lumi-plugin.com

